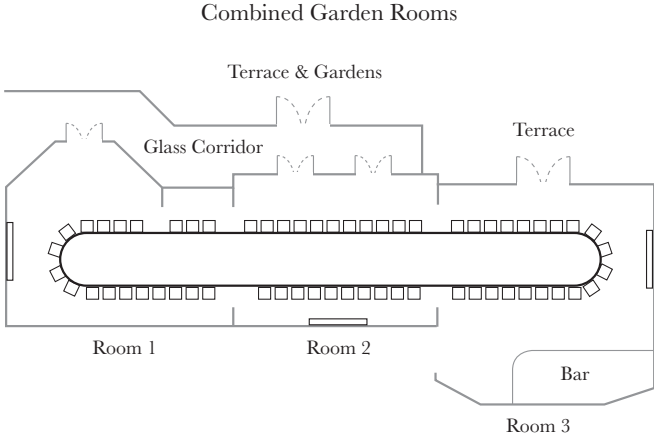
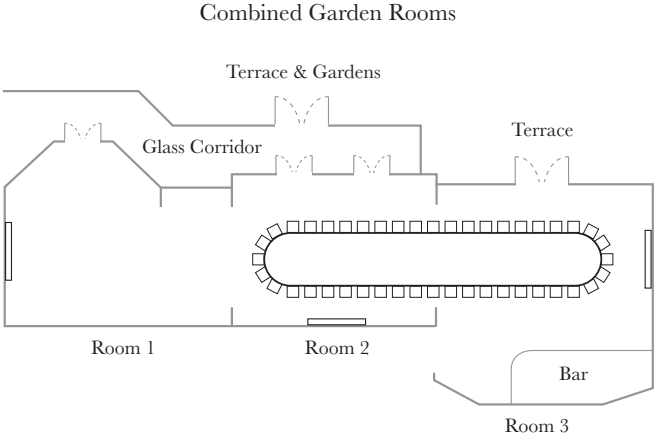
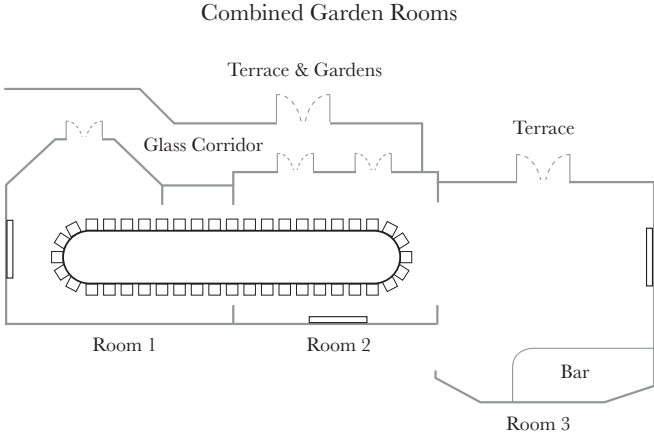
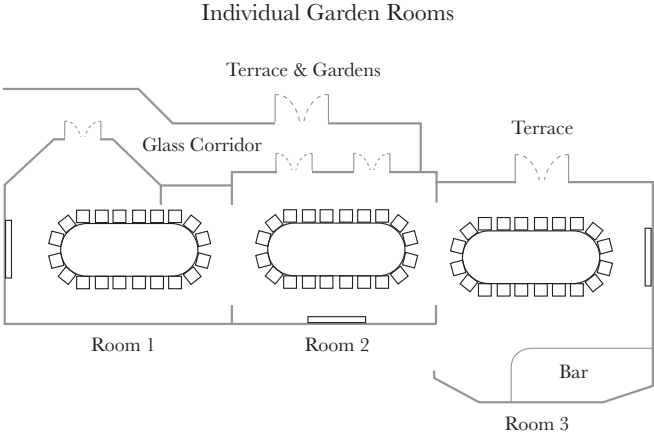


# Riverhouse Garden Rooms – Capacities and Configurations

## Oval



Room Layout	Room 1	Room 2	Room 3	Room 1 & 2	Room 2 & 3	All Garden Rooms
Oval	18-20	18-20	20	44	44	60
Dimensions	7 x 6m	6.5 x 6m	7 x 7m	13.5 x 6m	13.5 x 6m	20 x 6m
Floor Area	42 m2	39 m2	49 m2	81 m2	88 m2 **Room 3 is 1m deeper	120 m2 **Room 3 is 1m deeper